

**Summary of JWA General Aviation Improvement Project Alternatives
March 4, 2019**

No Project (Exhibit 5-4)

- Two existing full-service FBOs and two existing limited FBOs
- No GA Terminal/GAF
- No correction of existing non-standard design
 - Currently, approximately 49.75 GA/Jet Departures per day and in 2026, an estimated 52.46 GA/Jet Departures per day
 - In 2026, an estimated 201,000 GA Operation per day and 505 Based Aircraft

Proposed Project (Exhibit 3-1)

- Two full-service FBOs - one Eastside and one Westside
- One limited service FBO and one existing limited service FBO
- New GA/GAF Terminal at FBO
- Correction of four existing non-standard design features
 - In 2026, an estimated 55.34 GA/Jet Departures per day; 167,900 GA Operations per day and 354 Based Aircraft

Alternative 1 (Exhibit 3-4)

- Three full-service FBOs - two Eastside and one Westside
- One limited service FBO and one existing limited service FBO
- New GA/GAF Terminal at FBO
- Correction of four existing non-standard design features
 - In 2026, an estimated 56.71 GA/Jet Departures per day; 168,600 GA Operations per day and 356 Based Aircraft

Alternative 2 (Exhibit 5-1)

- Two full-service FBOs - both Eastside
- One limited Service FBO and one existing limited service FBO
- New GA/GAF Terminal at FBO
- Correction of non-standard design features
 - In 2026, an estimated 54.65 GA/Jet Departure GA/Jets per day and 169,400 GA Operations per day and 361 Based Aircraft

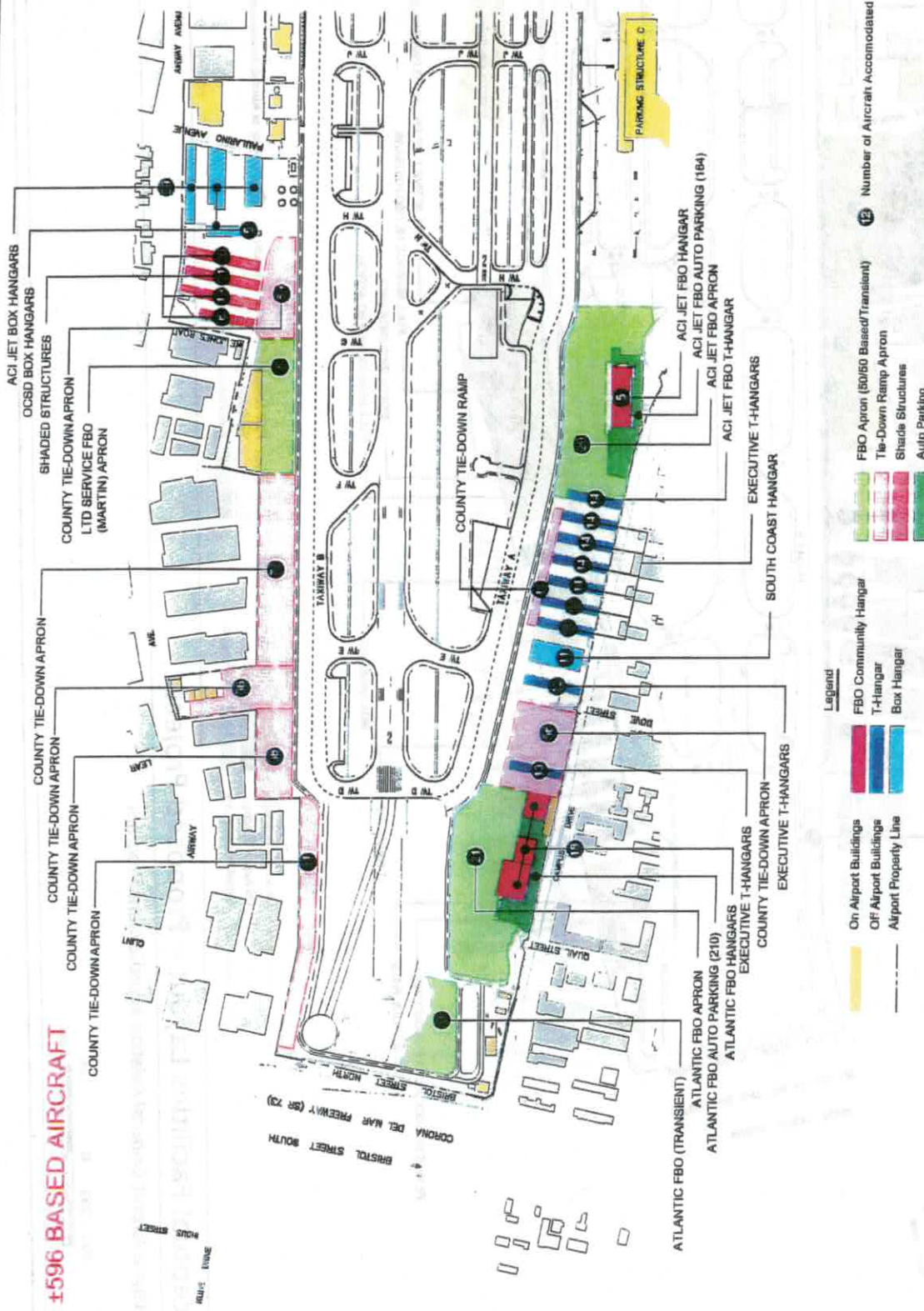
Alternative 3 (Exhibit 5-3)

- Two existing, full-service FBOs
- Two existing limited FBOs
- No GA Terminal/GAF
- Correction of existing non-standard design.
 - In 2026, an estimated 49.8 GA/Jet Departures per day
 - In 2026, an estimated 197,600 GA Operation per day and 490 Based Aircraft



Source: AECOM 2018

Exhibit 5--4



±596 BASED AIRCRAFT

Legend

- On Airport Buildings
- Off Airport Buildings
- Airport Property Line
- FBO Community Hangar
- T-Hangar
- Box Hangar
- FBO Apron (50/50 Based/Transient)
- Tie-Down Ramp Apron
- Shade Structures
- Auto Parking
- Number of Aircraft Accommodated

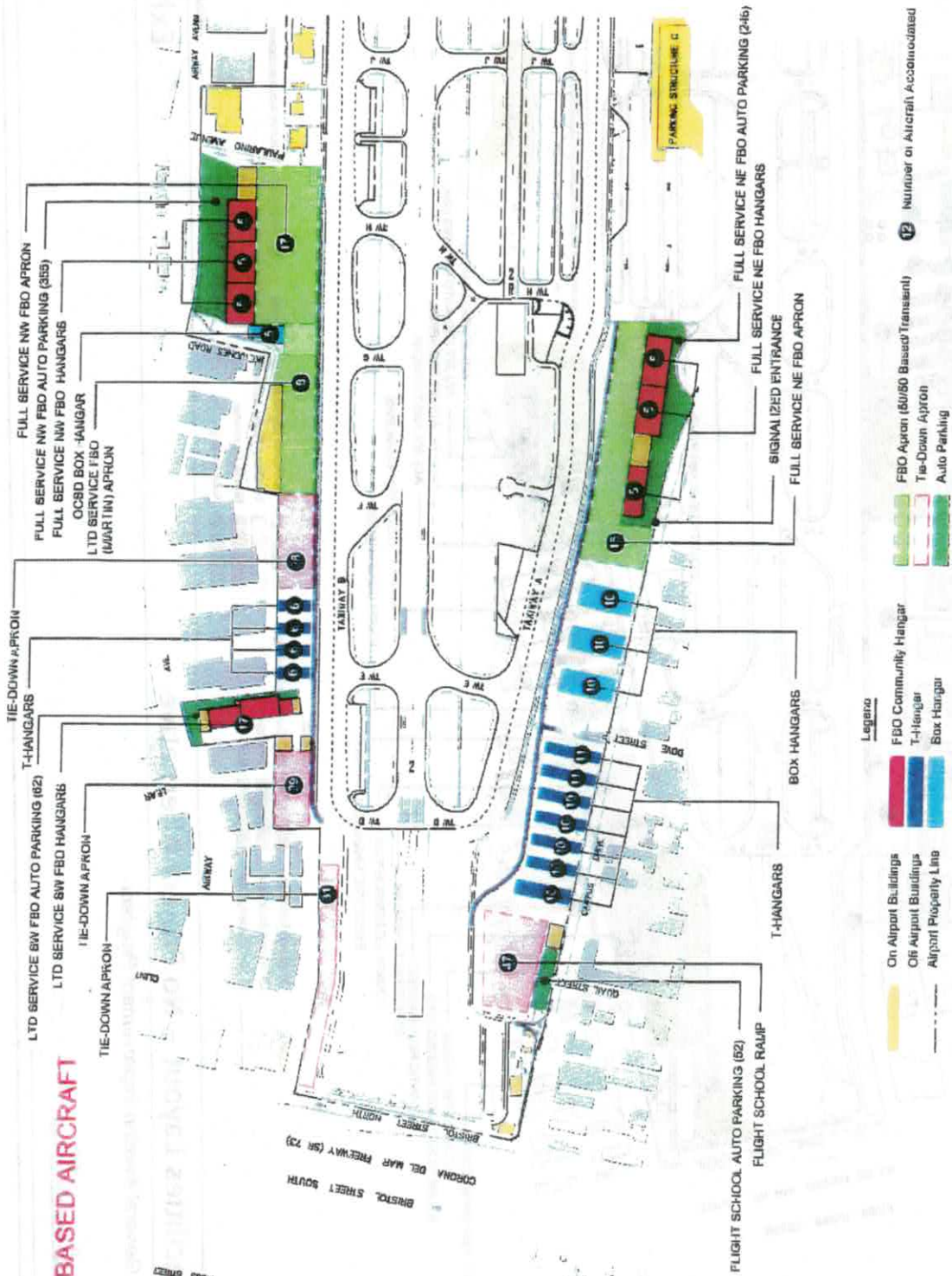
Conceptual Facilities Layout - No Project Alternative

John Wayne Airport General Aviation Improvement Program



D:\Projects\AVIATION\GENERAL AVIATION\Conceptual Layout_Terminal\Conceptual Layout_20180303.dwg

±354 BASED AIRCRAFT



- Legend**
- On Airport Buildings
 - Off Airport Buildings
 - Airport Property Line
 - FBO Community Hangar
 - T-Hangar
 - Box Hangar
 - FBO Apron (50/50 Based/Transient)
 - Tie-Down Apron
 - Auto Parking
 - Number of Aircraft Accommodated

Source: AECOM 2018

Conceptual Facilities Layout – Proposed Project

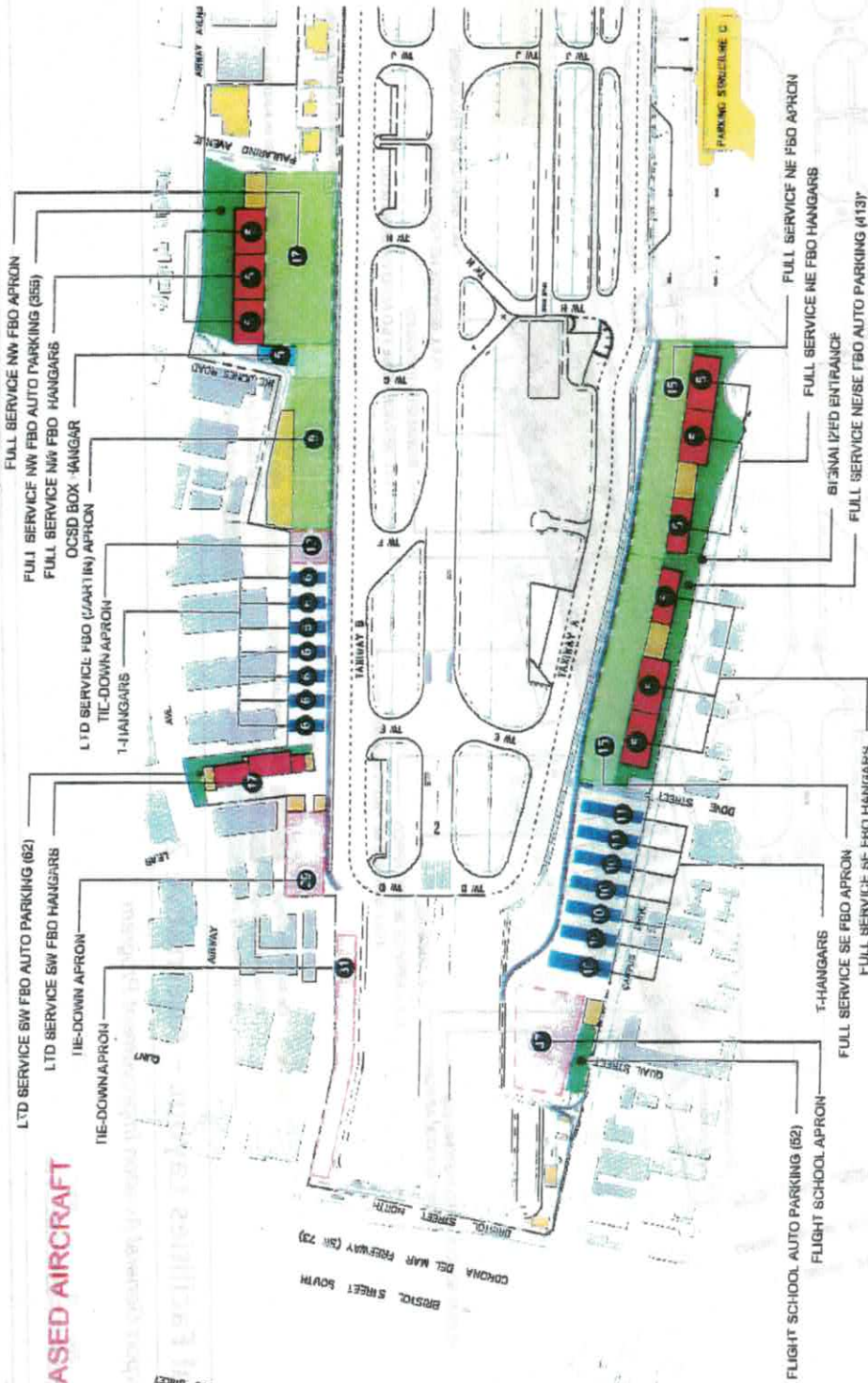
John Wayne Airport General Aviation Improvement Program



Exhibit 3-1



±356 BASED AIRCRAFT



*Supplemental parking facilities may be required to achieve desired capacity.

- Legend**
- On Airport Buildings
 - Off Airport Buildings
 - Airport Property Lines
 - FBO Community Hangar
 - T-Hangar
 - Box Hangar
 - FBO Apron (60/60 Based/Transient)
 - Tie-Down Apron
 - Auto Parking
 - Number of Aircraft Accommodated

Conceptual Facilities Layout - Alternative 1

John Wayne Airport General Aviation Improvement Program

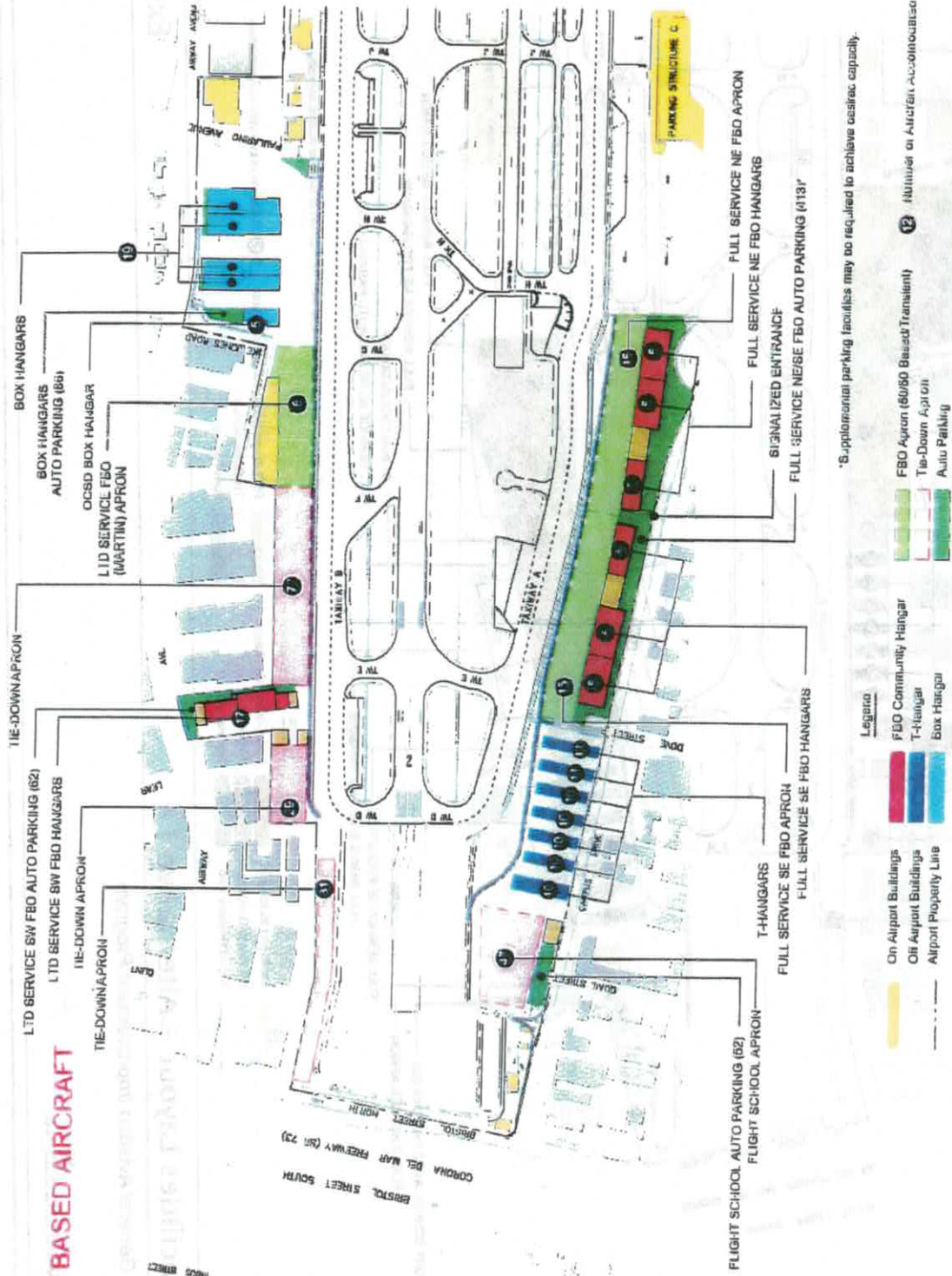


Source: AECOM 2018

Exhibit 3--4



±361 BASED AIRCRAFT



- Legend**
- On Airport Buildings
 - Off Airport Buildings
 - Airport Property Line
 - FBO Community Hangar
 - T-Hangar
 - Box Hangar
 - FBO Apron (60/60 Based) Transient
 - Tie-Down Apron
 - Auto Parking
 - Included on AUCI/CAI Account/Budget

*Supplemental parking facilities may be required to achieve easi/ra/c capacity.

Conceptual Facilities Layout - Alternative 2

John Wayne Airport General Aviation Improvement Program

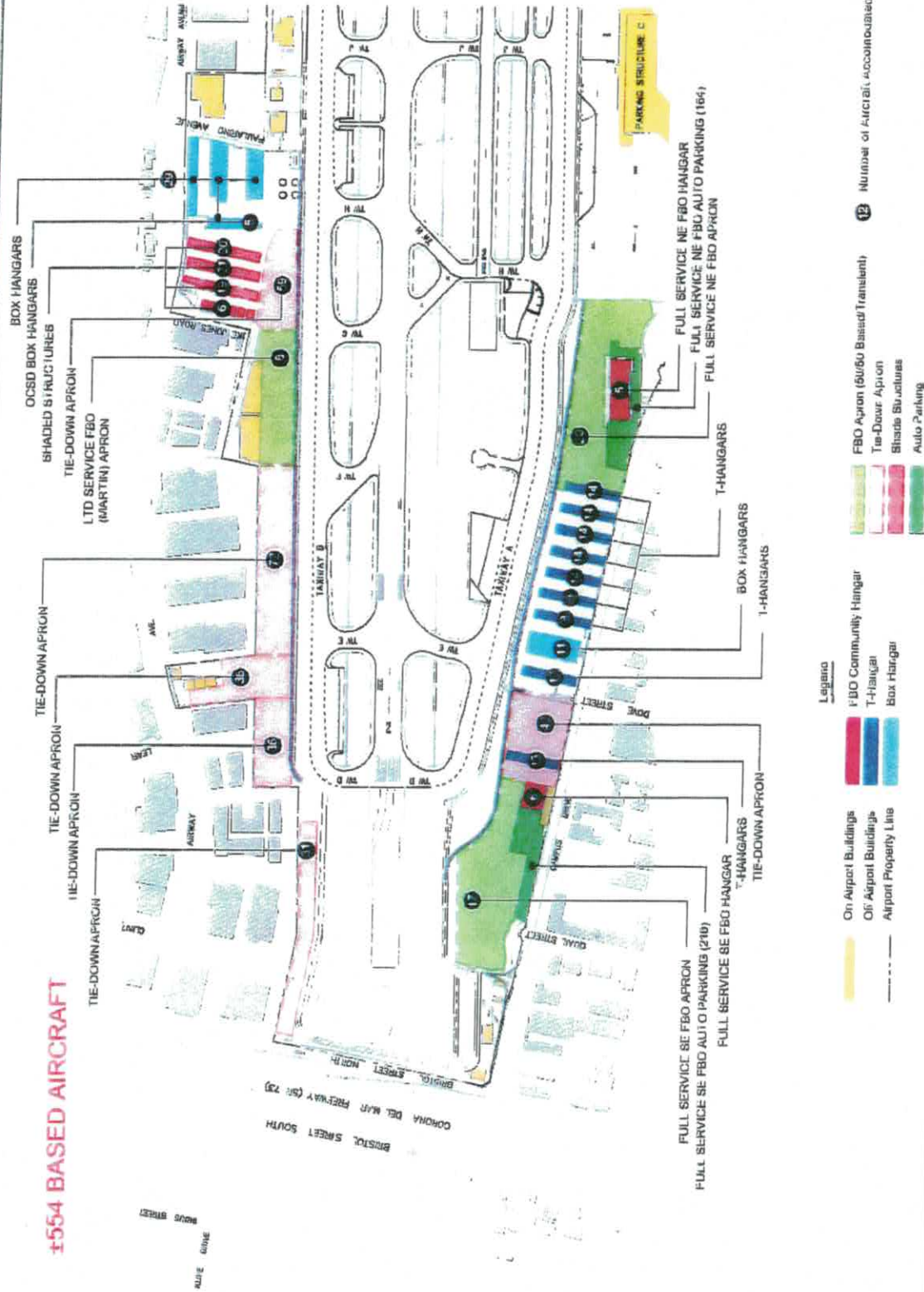


Source: AECOM 2018

Exhibit 5-1



±554 BASED AIRCRAFT



- Legend**
- On Airport Buildings
 - FBO Community Hangar
 - Off Airport Buildings
 - T-Hangar
 - Airport Property Line
 - FBO Apron (50/50 Based Transit)
 - Tie-Down Apron
 - Shade Structures
 - Auto Parking
 - Number of Aircraft Accommodated

Conceptual Facilities Layout - Alternative 3

John Wayne Airport General Aviation Improvement Program



Source: AECOM 2018

Exhibit 5-3

